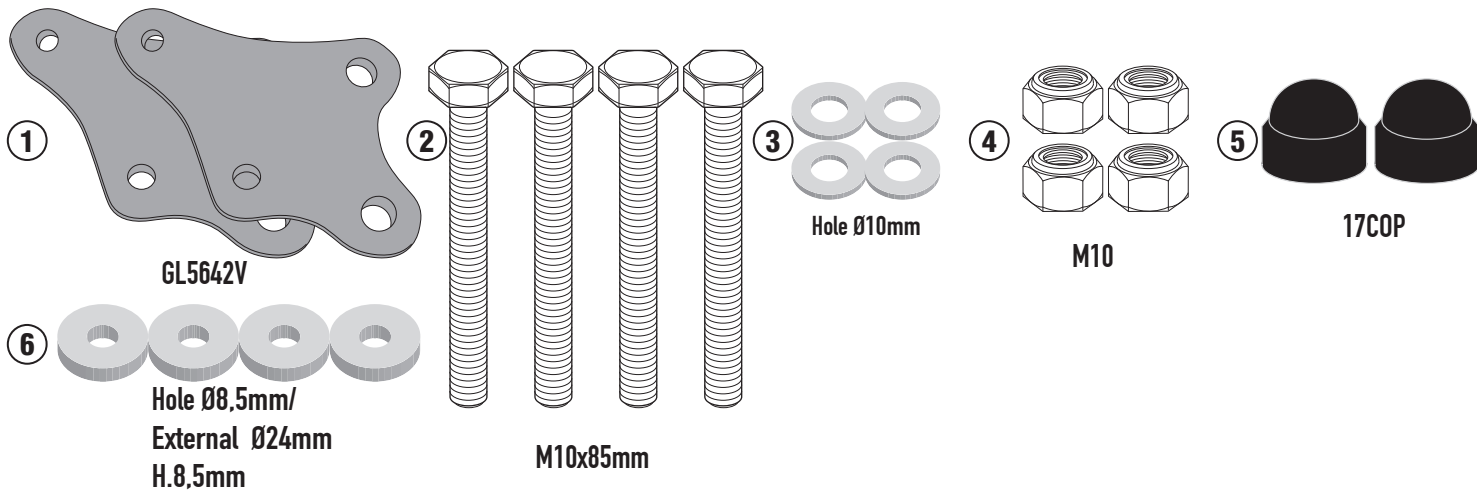


TNH1201KIT - KNH1201KIT

KIT SPECIFICO - SPECIFIC KIT - KIT SPECIFIQUE - SPEZIFISCHES KIT - KIT ESPECÍFICO - KIT ESPECÍFICA

HONDA XL 750 TRANSALP (2023)

N°	Descrizione/Description	Caratteristiche/Features	Codice/Code	Quantità/Quantity
1	Supporto - Support - Support Halteung - Soporte - Apoio	-	GL5642V	2
2	Vite - Screw - Vis - Schraube Tornillo - Parafuso	M10x85 TES	1085TES	4
3	Rondella - Washer - Rondelle - Scheibe Arandela - Arruela	Foro Ø10mm	10RON	4
4	Dado - Bolt - Ecrou Mutter - Tuerca - Porca	Dado Autobloccante M10 H. 10mm	10DADIBS	4
5	Tappo - Cap - Fiche - Stecker Enchufe - Capa	-	17COP	2
6	Distanziale - Spacer - Entretoise - Distanzstueck Distanciador - Espaçador	Ø24x5 Foro 8,5mm	C24L5F8,5T	4
7	Componenti Originali - Original Parts Parties Originales - Original Bauteile Componentes Originales - Componentes Originais	-	-	-
8	Particolari Inclusi nel TNH1201 Components Included In The TNH1201 Pièces Inclues Dans TNH1201 Die Einzelnen Teile Sind Bei TNH1201 Despieces Incluidos TNH1201 Componentes incluidos na TNH1201	-	-	-



IT_Nel caso in cui sulle viti originali sia presente del frenafili, ripristinarlo durante il montaggio dell'accessorio.

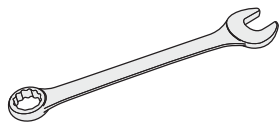
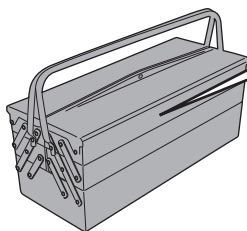
EN_ If there is threadlocker on the original screws, use threadlocker when mounting the accessory.

DE_ Falls sich auf den Originalschrauben Schraubensicherungsstoff befand, sollte dieser auch bei der Montage des Zubehörs wieder aufgetragen werden

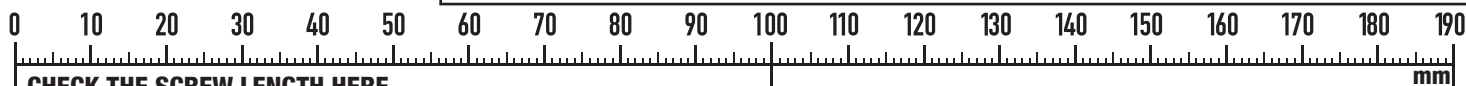
FR_ Si du frein filet est présent sur les vis d'origine, l'appliquer également lors du montage de l'accessoire

ES_ En caso de que el fijador de roscas se encuentre presente en los tornillos originales, colocarlo nuevamente en el montaje del accesorio

PT_ Se houver trava rosca nos parafusos originais, inserir novamente durante a montagem do acessório



17mm



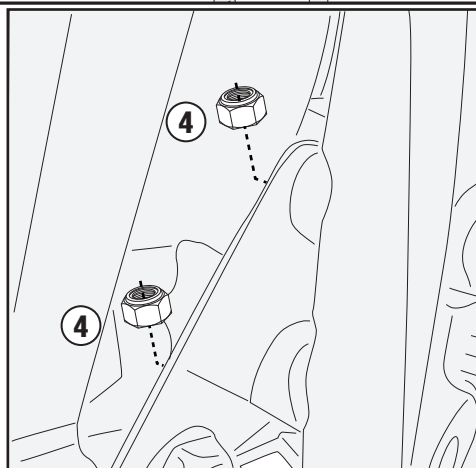
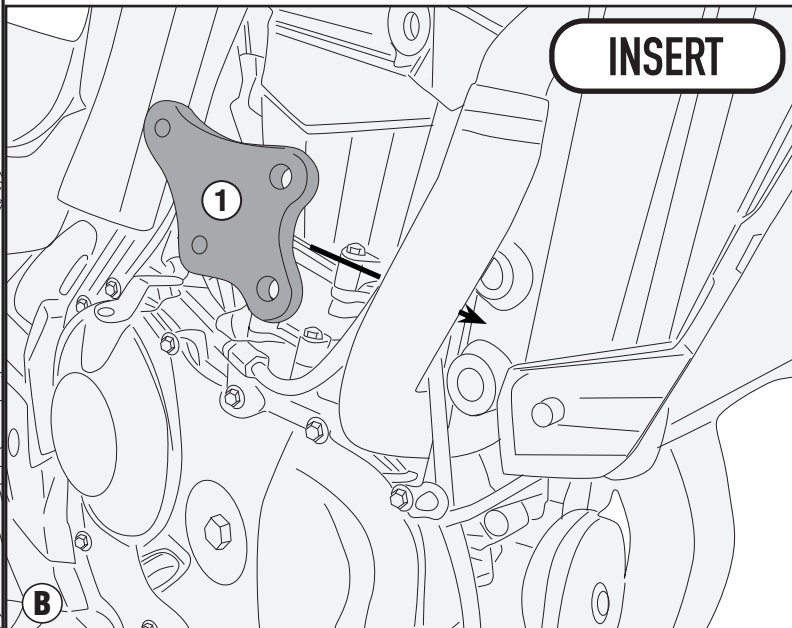
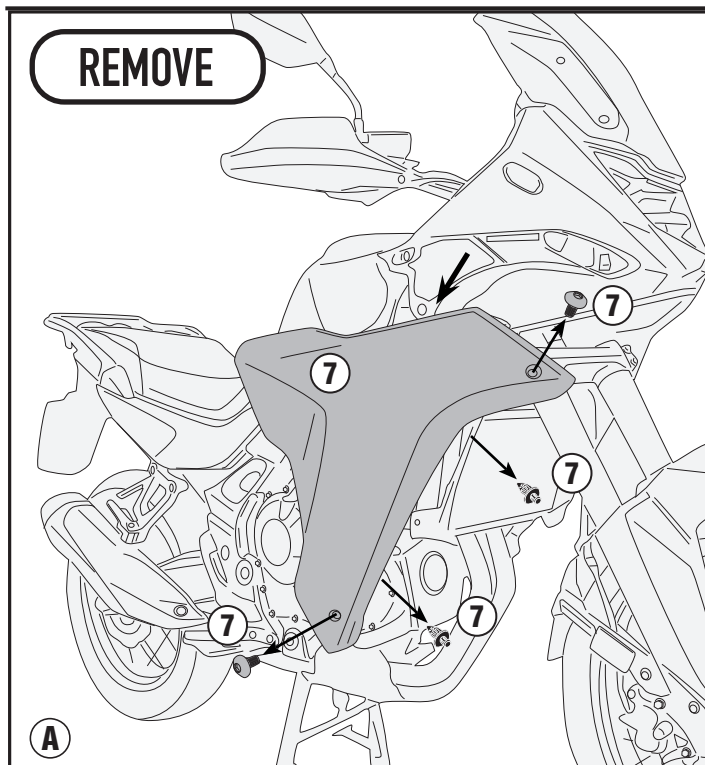
CHECK THE SCREW LENGTH HERE

ISTRUZIONI DI MONTAGGIO - MOUNTING INSTRUCTIONS
INSTRUCTIONS DE MONTAGE - BAUANLEITUNG
INSTRUCCIONES DE MONTAJE - INSTRUÇÕES DE MONTAGEM

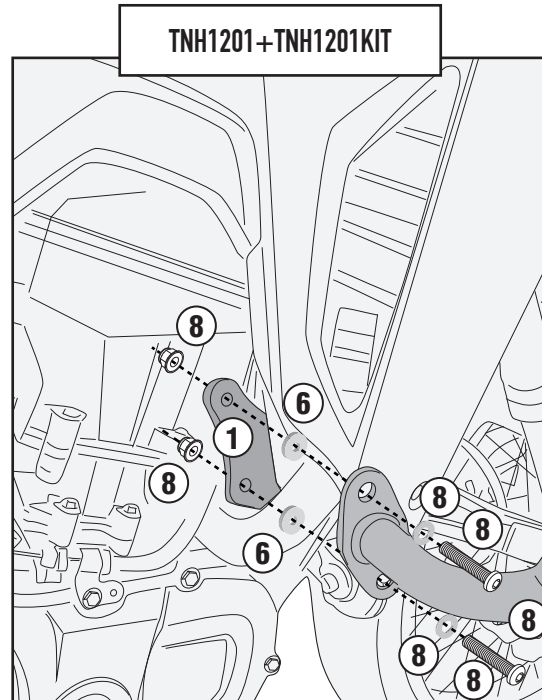
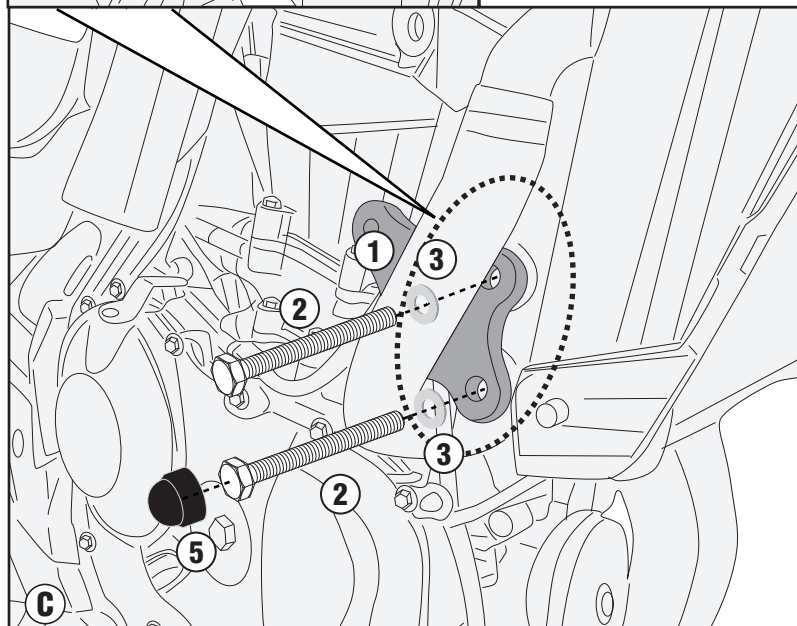
TNH1201KIT - KNH1201KIT

KIT SPECIFICO - SPECIFIC KIT - KIT SPECIFIQUE - SPEZIFISCHES KIT - KIT ESPECÍFICO - KIT ESPECÍFICA

HONDA XL 750 TRANSALP (2023)



TIGHTENING TORQUE 47Nm



TIGHTENING TORQUE 20Nm